

# Thorns and Rosebuds

VALENTINE'S DAY FAMILY GAME



## Rules of Play

### YOU WILL NEED:



Game board, counters (below, please cut out, spare set included), a die

### NUMBER OF PLAYERS:

2-4













### HOW TO PLAY:

Each player picks a colour counter. Take turns to roll the die, with the youngest player rolling first. After you roll, move your counter forward the number of spaces shown on the die. If you land on a thorn, move your counter all the way to the bottom of it. If you land on a rosebud, you may jump your counter along to the next rosebud on the board. After you land, continue play as normal (don't do a second jump in a row). The first person to reach 100 wins. Please note that you must finish with an exact roll. For example, if you are on 98, you must throw a 2 to finish.



# Thorns and Rosebuds

VALENTINE'S DAY FAMILY GAME

100	99 	98	97	96	95	94	93	92	91 
81	82	83	84	85	86 	87	88 	89	90
80	79 	78	77	76	75	74	73	72	71
61 	62	63	64	65	66	67 	68	69	70
60	59	58	57	56	55	54	53	52	51
41	42	43	44	45	46	47	48	49	50 
40	39	38 	37	36	35	34	33	32	31
21	22	23	24	25	26	27	28	29	30
20	19	18	17	16 	15	14 	13	12	11
1	2	3	4 	5	6	7	8	9	10

# Thorns and Rosebuds

VALENTINE'S DAY FAMILY GAME